


Portable, factory calibrated wheel load scale

## RW 8.1, RWF 8.1.0



RW 8.1

RWF 8.1.0

Nominal load 1,000 to 8,000 kg  
Evaluation on PC  
Via cable or radio transmission

Weighing of cars  
Weighing of vans and light trucks  
Support load determination of cranes

Designed,  
developed and  
made in Germany

Easy and precise weighing of cars, vans and light trucks: With their weighing surface of 38 x 40 cm and their broadband load range, our RW8.1, RWF8.1.0 wheel load scales are true all-rounders. They are therefore ideally suited for weighing and checking load distribution in vehicle construction, as well as for load inspection of light to medium-weight vehicles.

Due to their flat and compact design, as well as its low self-weight, the wheel load scales are easy to transport and can be put into operation by one person on

site. By combining several wheel load scales, it is also easy to set up powerful, portable systems for weighing of single-wheel and axle loads as well as the total weight of a vehicle.

For signal evaluation, connect the scales to a PC: This allows for up to 20 scales RW8.1 to be networked via cable or up to eight scales RWF8.1.0 to be networked via radio link. With the user-friendly HKM software, the measurement data can be viewed, stored and logged or exported into a spreadsheet. This provides you

with a simple, efficient and convenient solution even for the most complex weighing tasks.

Further information can be found in our "Weighing operations with portable wheel load scales" brochure in the download area at [www.hkm-messtechnik.com](http://www.hkm-messtechnik.com).

## Technical data

Type	RW 8.1 / 1000	RWF 8.1.0 / 1000	RW 8.1 / 2000	RWF 8.1.0 / 2000	RW 8.1 / 8000	RWF 8.1.0 / 8000
Nominal load [kg]	1,000		2,000		8,000	
Data transmission	Cable	Radio, range 15 m**	Cable	Radio, range 15 m**	Cable	Radio, range 15 m**
Signal evaluation	on PC (see accessories)					
Sensitivity / display increments* [kg]	1		1		5	
Accuracy	±1 kg		±1 kg up to 400 kg ±2 kg over 400 kg		±5 kg up to 500 kg ±10 kg up to 5,000 kg ±15 kg over 5,000 kg	
Calibration	Factory calibration by HKM-Messtechnik; 1 - 2 annual recalibration recommended					
Operating temperature	-10°C to +50°C					
Storage temperature	-30°C to +70°C					
Supply (see accessories)	12 V	integrated batteries	12 V	integrated batteries	12 V	integrated batteries
Weight [kg]	15.1	16.2	15.1	16.2	17.6	18.7
Protection	IP 65 (when all connection sockets are occupied)	IP 65	IP 65 (when all connection sockets are occupied)	IP 65	IP 65 (when all connection sockets are occupied)	IP 65

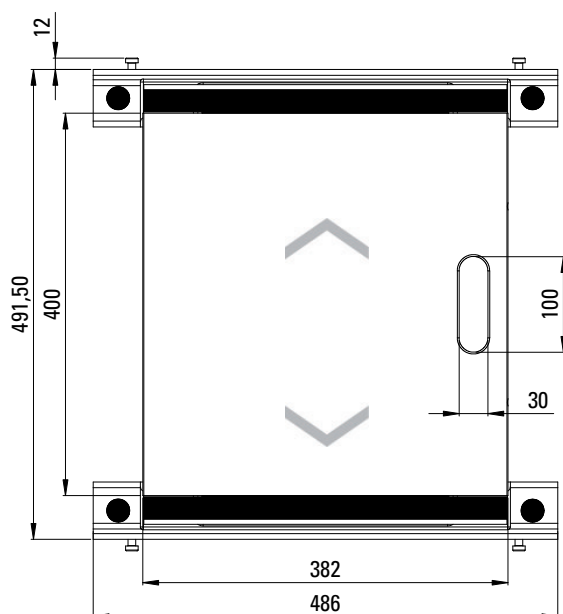
\* other sensitivities on request

\*\* in an interference-free environment

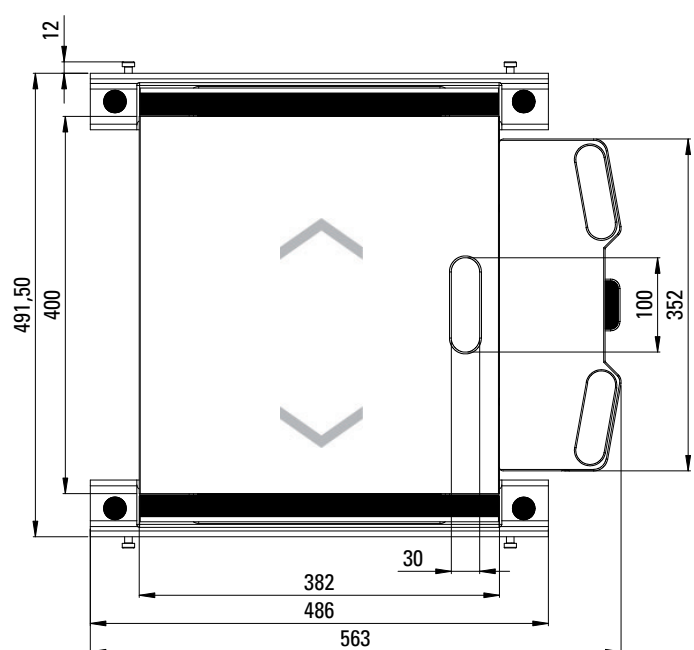
## Dimensions

Measurements in mm

RW 8.1





RWF 8.1.0  
(integrated radio transmitter module RFT 5.0)

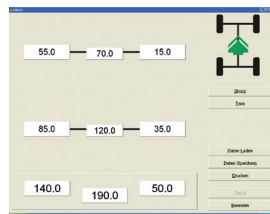



Weighing area L 400 mm x W 382 mm  
Height 40 mm

## Overview of accessories for wheel load scales RW 8.1, RWF 8.1.0

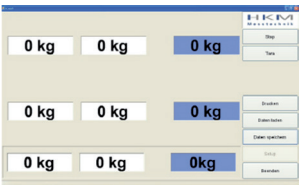


Product	Description	Figure	
Drive-on and drive-off ramps   recommended	L 180 mm x W 460 mm x H 40 mm		○
Height compensation plates	To compensate for the height of the wheel load scales. The height compensation plates replace missing wheel load scales so that all wheels are at the same height level at the same time. L 500 mm x W 500 mm x H 40 mm		○

## Accessories for RW8.1 with data transmission via cable

Product	Description	Figure	
Signal evaluation RW-software 2.0 (evaluation for up to 20 wheel load scales)	Displays all weighing data Preparation of a weighing report › Specification of all loads › Vehicle data › Company data › Date/Time Export to Microsoft Excel Operating systems: Win XP, Vista, 7, 10		●
Power supply, 12 V	via 110 – 240V/12VDC, 5 A plug-in power supply via 12 VDC automobile plug		⊙
1x connection cable per wheel load scale			●
1x dummy plug per system			●
Converter box with USB connection cable			●
Carrying case	for up to 6 scales		○

● requirement | ⊙ requirement / selection | ○ optionally available

## Accessories for RWF8.1.0 with data transmission via radio

Product	Description	Figure	
Signal evaluation RW-software 2.0 (evaluation for up to 8 wheel load scales)	Displays all weighing data Preparation of a weighing report › Specification of all loads › Vehicle data › Company data › Date/Time Export to Microsoft Excel Operating systems: Win XP, Vista, 7, 10		●
Power supply	4x 1.2V NiMH batteries/2,000 mAh max., charging via plug-in charger power supply, 110 – 240V/12VDC		●
Radio receiver: RFR 3.0, 1x per system	USB port		●
Carrying case	for up to 6 scales (with radio transmitter module)		○

● requirement | ● requirement / selection | ○ optionally available

## Application

